

Signify Classified - Internal
Cooper Lighting Solutions Photometric Lab
1121 Highway 74 South
Peachtree City, GA 30269



Scaled data based on original data using
LM-79-08 Approved Method: Electrical and Photometric Measurements of Solid-
State Lighting Products

Test Report Prepared for
Cooper Lighting Solutions
(formerly Eaton)

Brand: STREETWORKS

Report Number: P868121

Luminaire Tested: **MEM2-HSN-SA-40-750-U-T4W**

Issue Date: 08/21/2024



Test Information

Test Method: LM-79-08
Report Number: P868121
Test Lab: INNOVATION CENTER(G3)
Issue Date: 08/21/2024
Manufacturer: COOPER LIGHTING SOLUTIONS (FORMERLY EATON)
Product Line: STREETWORKS
Catalog Number: MEM2-HSN-SA-40-750-U-T4W
Description: EPIC MODERN SHORT HOUSING DISCRETE LED ARRAYS 40W 70CRI 5000K
FIXTURE w/ TYPE IV WIDE DISTRIBUTION OPTIC
Light Source: (10) 5000K CCT, 70 CRI LEDS
Ballast/Driver: ELECTRONIC DRIVER

Summary

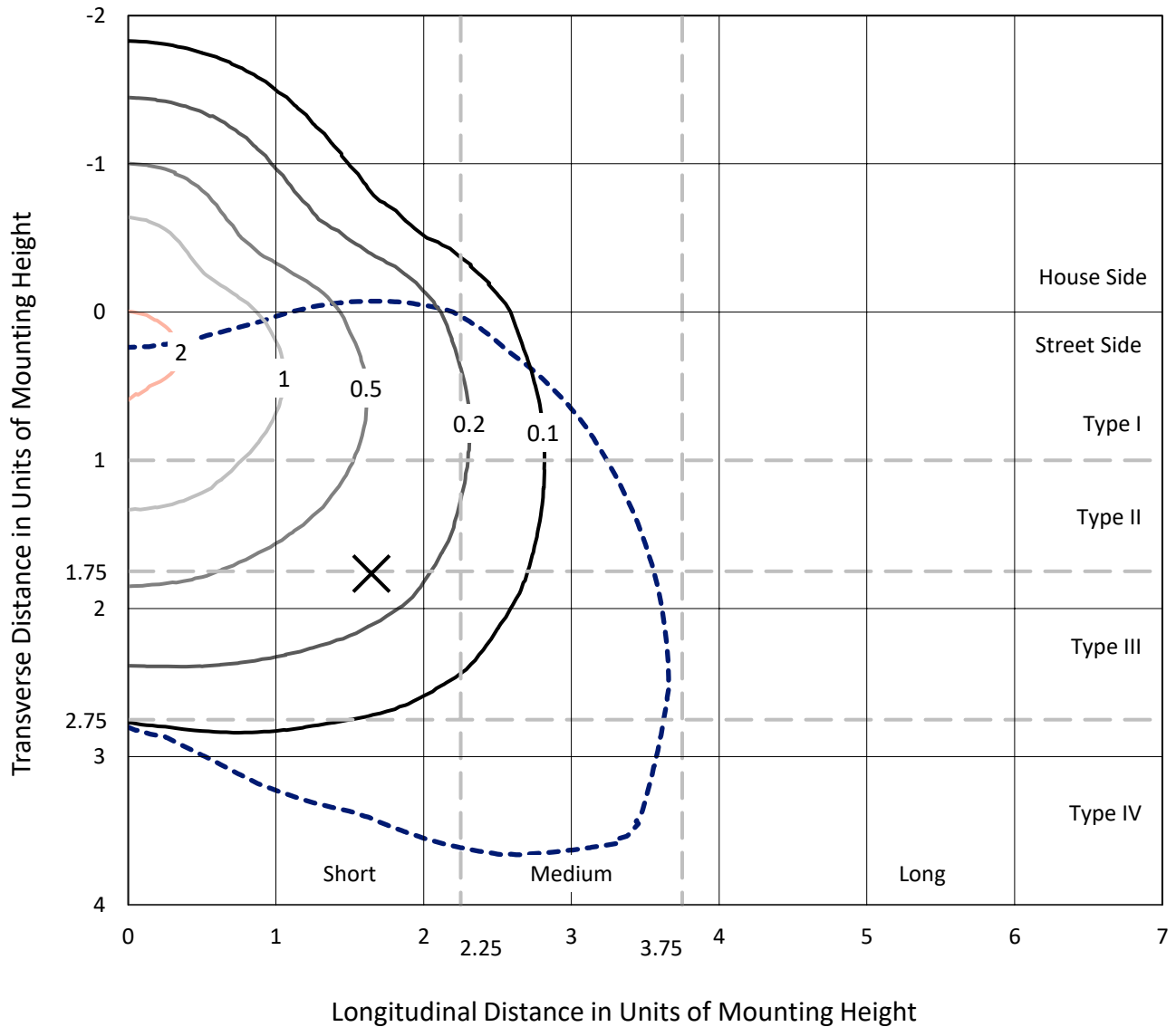
Lumens per Lamp: N/A
Luminaire Lumens: 4819.2 lumens
Efficiency: N/A
Efficacy: 146.9 lumens/watt
Luminous Opening: Rectangular (W 0.33' x L: 0.33' x H: 0')
IES Classification: Type IV - Short
BUG Rating: B1 - U0 - G1

Input Watts (W): 32.8
Input Voltage (V): 120
Input Current (A_{in}): NR
Voltage Rise (V): NR
Power Factor: 0.99
Total Harmonic Distortion (THDi): 9.76%
Frequency (hertz): 60
Stabilization Time: NR
Operation Time: NR
Ambient Temperature (°C): NR
Test Distance: 24 FT

REPORT NUMBER: P868121
 CATALOG NUMBER: MEM2-HSN-SA-40-750-U-T4W

Iso-Footcandle Lines of Horizontal Illumination

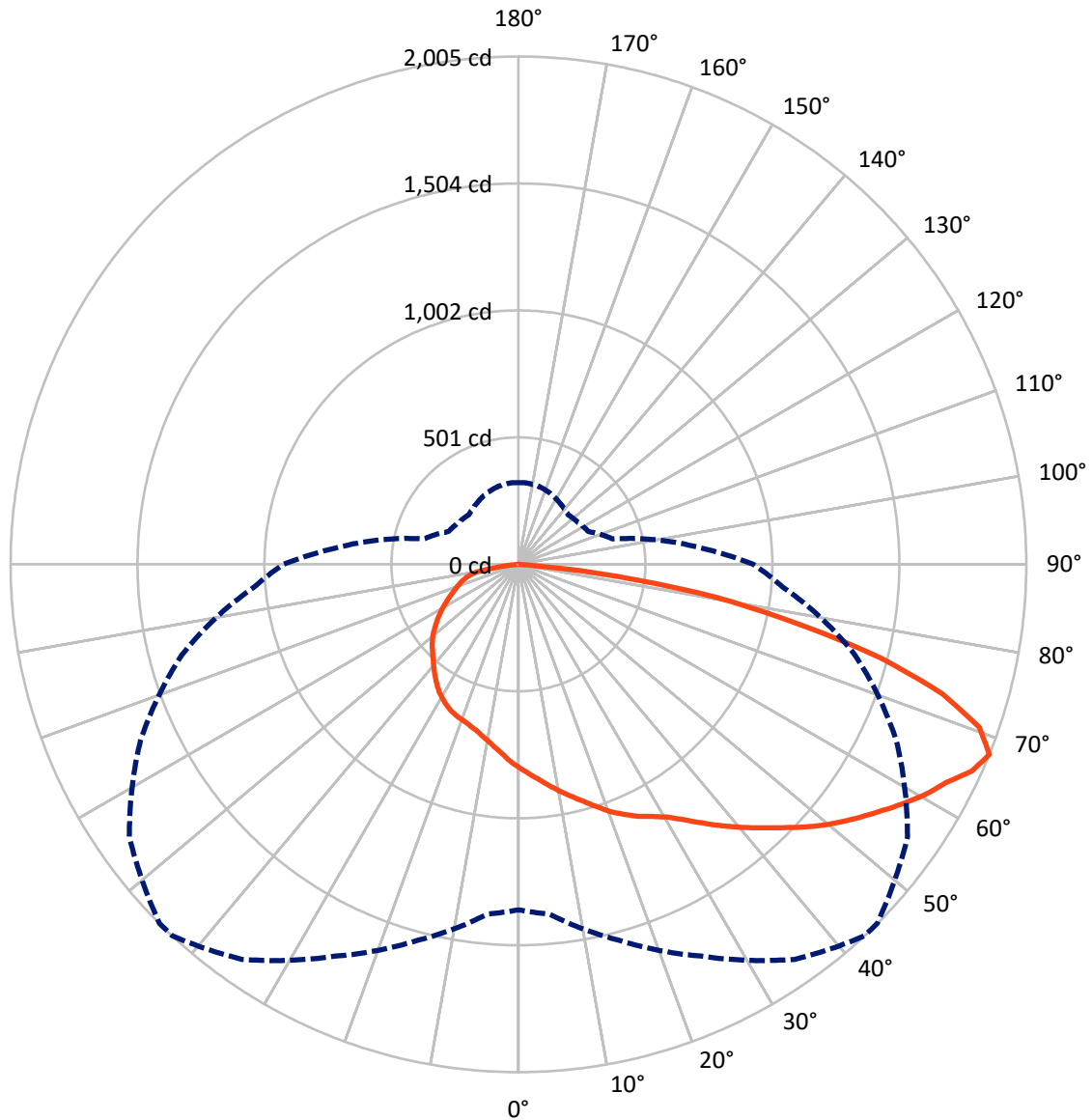
✕ Max cd
 - - - 1/2 Max cd



Based on 20 foot mounting height. Maximum calculated value = 2.3 fc
 Type IV - Short - N/A

REPORT NUMBER: P868121
CATALOG NUMBER: MEM2-HSN-SA-40-750-U-T4W

Luminous Intensity Polar Plot



— Vertical Plane Through 43-Deg Lateral - - - Horizontal Cone Through 67.5-Deg Vertical

REPORT NUMBER: P868121

CATALOG NUMBER: MEM2-HSN-SA-40-750-U-T4W

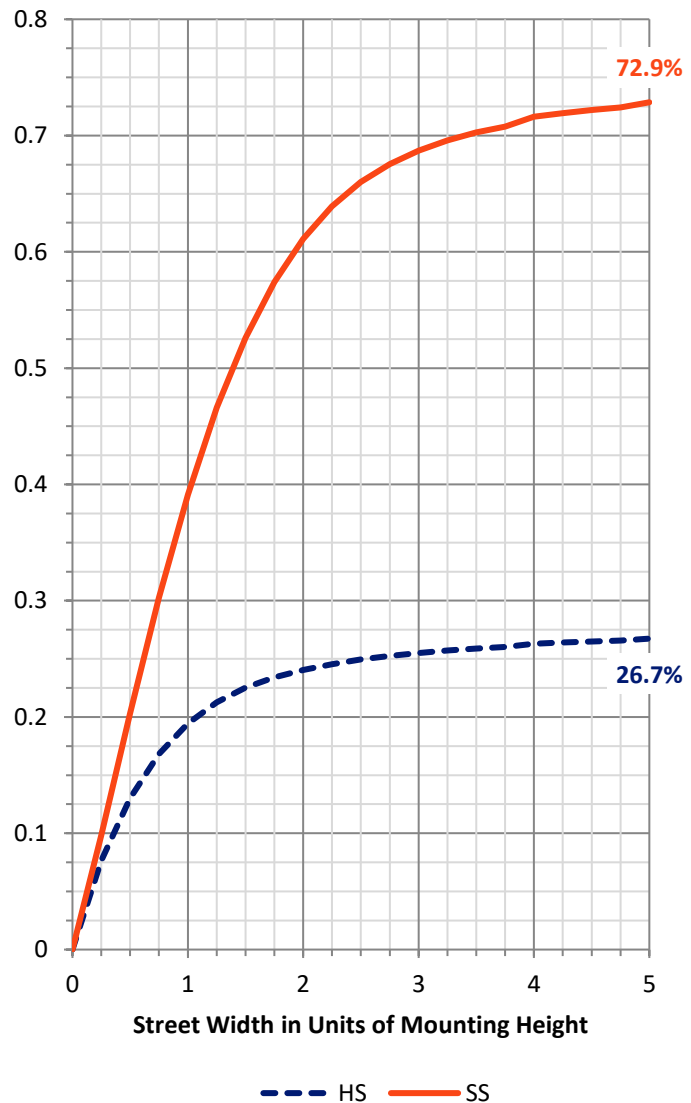
FLUX DISTRIBUTION:

		Downward	Upward	Total
House Side	Lumens	1296.4	0.0	1296.4
	% Fixture	26.9	0.0	26.9
Street Side	Lumens	3522.8	0.0	3522.8
	% Fixture	73.1	0.0	73.1
Total	Lumens	4819.2	0.0	4819.2
	% Fixture	100.0	0.0	100.0

Coefficient of Utilization

ZONAL LUMENS:

Zone	Lumens	% Fixture
0°-10°	77.0	1.6
10°-20°	235.1	4.9
20°-30°	401.1	8.3
30°-40°	585.1	12.1
40°-50°	786.0	16.3
50°-60°	962.1	20.0
60°-70°	1012.6	21.0
70°-80°	661.1	13.7
80°-90°	99.2	2.1
90°-100°	0.0	0.0
100°-110°	0.0	0.0
110°-120°	0.0	0.0
120°-130°	0.0	0.0
130°-140°	0.0	0.0
140°-150°	0.0	0.0
150°-160°	0.0	0.0
160°-170°	0.0	0.0
170°-180°	0.0	0.0
0°-90°	4819.2	100.0
0°-180°	4819.2	100.0



REPORT NUMBER: P868121

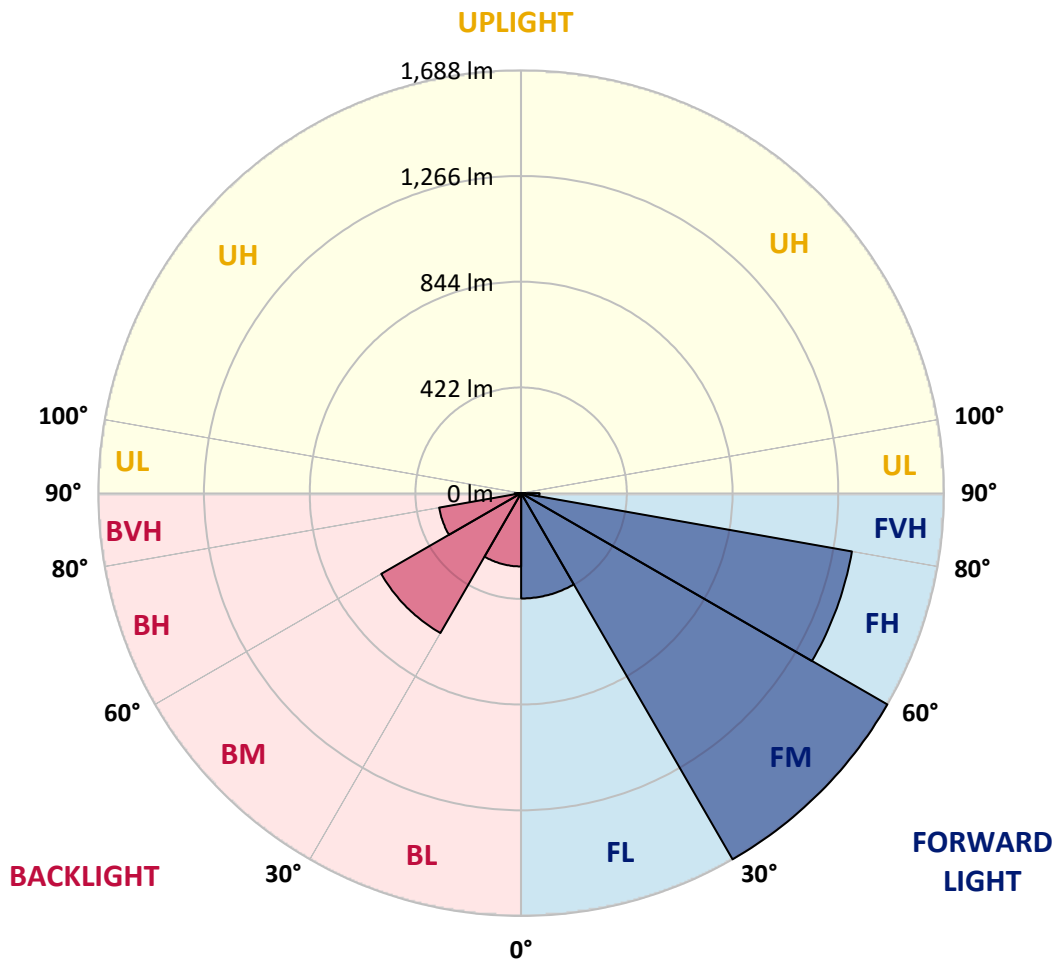
CATALOG NUMBER: MEM2-HSN-SA-40-750-U-T4W

LUMINAIRE CLASSIFICATION SYSTEM LUMEN TABLE AND BUG RATING:

Zone	Lumens	% Fixture	Zone Rating/Lumen Limit		
			B	U	G
FL (0°-30°)	420.6	8.7			
FM (30°-60°)	1688.1	35.0			
FH (60°-80°)	1341.0	27.8			G1/1800
FVH (80°-90°)	73.2	1.5			G1/100
BL (0°-30°)	292.7	6.1	B1/500		
BM (30°-60°)	645.0	13.4	B1/1000		
BH (60°-80°)	332.7	6.9	B1/500		G1/500
BVH (80°-90°)	26.0	0.5			G1/100
UL (90°-100°)	0.0	0.0		U0/0	
UH (100°-180°)	0.0	0.0		U0/0	

BUG Rating: B1-U0-G1

Type IV Short





REPORT NUMBER: P868121

CATALOG NUMBER: MEM2-HSN-SA-40-750-U-T4W

CANDELA DISTRIBUTION (FULL):

	0°	5°	15°	25°	35°	43°	45°	55°	65°	75°	85°
0°	804.5	804.5	804.5	804.5	804.5	804.5	804.5	804.5	804.5	804.5	804.5
2.5°	841.5	840.6	837.6	835.7	829.8	828.9	828.9	823.0	816.2	812.3	808.4
5°	879.6	874.7	872.7	868.8	859.1	853.2	855.2	844.5	830.8	821.1	810.3
7.5°	913.7	911.7	904.9	900.0	888.3	882.5	880.5	864.0	846.4	831.8	814.2
10°	954.6	949.8	945.9	936.1	920.5	911.7	908.8	887.4	864.9	845.4	822.0
12.5°	991.7	985.8	981.0	971.2	955.6	941.0	937.1	912.7	884.4	858.1	828.9
15°	1020.0	1021.0	1016.1	1007.3	989.7	972.2	969.3	937.1	903.0	870.8	835.7
17.5°	1046.3	1050.2	1047.3	1041.4	1023.9	1006.3	1003.4	967.3	926.4	885.4	843.5
20°	1071.7	1071.7	1070.7	1066.8	1054.1	1042.4	1036.6	1000.5	948.8	901.0	854.2
22.5°	1086.3	1090.2	1090.2	1090.2	1082.4	1072.6	1070.7	1035.6	979.0	920.5	864.0
25°	1108.7	1113.6	1113.6	1111.6	1104.8	1101.9	1099.0	1065.8	1008.3	942.9	874.7
27.5°	1156.5	1155.5	1147.7	1138.0	1128.2	1127.2	1123.3	1099.9	1042.4	967.3	889.3
30°	1222.8	1224.8	1215.0	1184.8	1162.3	1157.5	1158.4	1138.0	1082.4	995.6	905.9
32.5°	1324.2	1324.2	1286.2	1247.2	1215.0	1202.3	1199.4	1181.8	1123.3	1026.8	924.4
35°	1400.3	1397.3	1375.9	1330.1	1290.1	1254.0	1249.1	1225.7	1169.2	1061.9	944.9
37.5°	1457.8	1463.7	1447.1	1412.0	1373.0	1310.6	1300.8	1267.7	1211.1	1096.0	965.4
40°	1569.0	1554.3	1514.4	1482.2	1435.4	1366.1	1357.4	1316.4	1254.0	1134.1	990.7
42.5°	1649.9	1629.4	1583.6	1540.7	1482.2	1421.7	1413.9	1369.1	1303.7	1177.0	1017.1
45°	1765.9	1720.1	1656.7	1618.7	1535.8	1482.2	1472.4	1423.7	1355.4	1222.8	1050.2
47.5°	1878.1	1798.1	1730.8	1713.3	1594.3	1547.5	1539.7	1483.2	1411.0	1272.5	1082.4
50°	1863.5	1810.8	1788.4	1771.8	1645.0	1608.9	1601.1	1543.6	1467.6	1325.2	1114.6
52.5°	1826.4	1831.3	1832.3	1792.3	1692.8	1666.5	1658.7	1608.9	1526.1	1371.0	1145.8
55°	1865.4	1871.3	1870.3	1809.8	1748.4	1724.0	1719.1	1675.3	1582.6	1413.9	1168.2
57.5°	1924.9	1905.4	1902.5	1853.7	1807.9	1785.4	1779.6	1741.6	1630.4	1445.1	1185.7
60°	1935.6	1896.6	1909.3	1863.5	1852.7	1845.9	1844.0	1799.1	1675.3	1470.5	1192.6
62.5°	1815.7	1808.8	1858.6	1840.1	1876.1	1895.6	1896.6	1840.1	1699.6	1480.2	1185.7
65°	1610.9	1638.2	1745.5	1799.1	1911.2	1966.8	1964.9	1864.4	1696.7	1452.0	1143.8
67.5°	1364.2	1385.6	1536.8	1706.5	1903.4	2004.8	2003.9	1875.2	1646.0	1373.9	1049.2
70°	1034.6	1101.9	1316.4	1539.7	1798.1	1929.8	1946.3	1814.7	1530.0	1231.6	905.9
72.5°	786.9	797.6	1057.0	1291.1	1609.9	1751.3	1748.4	1621.6	1335.9	1037.5	754.7
75°	558.7	582.1	795.7	1000.5	1319.3	1476.3	1469.5	1330.1	1065.8	807.4	577.3
77.5°	416.4	425.2	582.1	742.1	986.8	1128.2	1125.3	982.9	784.0	592.9	430.0
80°	304.2	318.9	419.3	517.8	668.9	790.8	786.9	652.4	503.2	414.4	314.0
82.5°	170.6	181.4	243.8	313.0	353.0	391.0	374.4	313.0	229.2	178.4	154.1
85°	4.9	5.9	8.8	10.7	18.5	31.2	34.1	30.2	36.1	22.4	24.4
87.5°	2.0	2.0	2.0	2.0	2.0	2.9	2.9	2.9	2.9	2.9	2.9
90°	0.0	0.0	0.0	0.0	0.0	0.0	0.0	0.0	0.0	0.0	0.0



REPORT NUMBER: P868121

CATALOG NUMBER: MEM2-HSN-SA-40-750-U-T4W

CANDELA DISTRIBUTION (continued):

	90°	95°	105°	115°	125°	135°	145°	155°	165°	175°	180°
0°	804.5	804.5	804.5	804.5	804.5	804.5	804.5	804.5	804.5	804.5	804.5
2.5°	806.4	802.5	794.7	789.8	786.9	783.0	777.2	773.3	770.3	774.2	773.3
5°	805.4	797.6	784.0	774.2	764.5	756.7	747.9	741.1	737.2	739.1	738.2
7.5°	805.4	795.7	774.2	758.6	744.0	732.3	722.6	713.8	709.9	710.9	709.9
10°	809.4	795.7	767.4	745.0	725.5	711.8	701.1	693.3	690.4	693.3	694.3
12.5°	813.3	795.7	761.6	733.3	707.9	693.3	683.6	678.7	680.6	681.6	682.6
15°	815.2	794.7	755.7	719.6	691.4	675.8	669.9	668.9	673.8	678.7	679.7
17.5°	820.1	793.7	746.9	706.0	676.7	664.1	661.1	665.0	674.8	681.6	683.6
20°	825.9	795.7	737.2	689.4	662.1	652.4	657.2	666.0	677.7	687.5	689.4
22.5°	831.8	796.7	728.4	674.8	646.5	644.6	655.3	668.0	681.6	691.4	693.3
25°	838.6	796.7	716.7	656.3	630.9	633.8	650.4	667.0	679.7	692.3	694.3
27.5°	845.4	798.6	704.0	635.8	611.4	620.2	640.7	661.1	674.8	687.5	690.4
30°	857.1	802.5	693.3	618.2	591.9	603.6	628.0	651.4	666.0	679.7	682.6
32.5°	868.8	808.4	684.5	599.7	572.4	586.0	613.4	639.7	655.3	668.0	669.9
35°	884.4	816.2	677.7	581.2	552.9	563.6	592.9	622.1	639.7	649.4	654.3
37.5°	901.0	826.9	671.9	564.6	531.4	541.2	572.4	603.6	622.1	631.9	633.8
40°	921.5	841.5	668.0	549.0	511.0	518.8	550.0	584.1	601.6	608.5	612.4
42.5°	943.9	857.1	665.0	533.4	488.5	496.3	529.5	562.6	580.2	586.0	589.0
45°	972.2	877.6	663.1	516.8	470.0	476.8	510.0	543.1	557.8	565.6	568.5
47.5°	998.5	898.1	657.2	497.3	449.5	459.3	489.5	518.8	535.3	540.2	543.1
50°	1024.9	915.6	645.5	475.9	431.0	439.8	467.1	488.5	501.2	507.1	509.0
52.5°	1050.2	928.3	627.0	453.4	411.5	417.4	439.8	460.3	469.0	471.0	476.8
55°	1066.8	935.1	600.7	427.1	392.0	393.9	410.5	429.1	433.9	434.9	434.9
57.5°	1078.5	931.2	569.5	400.8	372.5	372.5	382.2	396.9	398.8	399.8	401.7
60°	1080.4	917.6	529.5	376.4	351.0	348.1	357.9	366.6	367.6	369.6	371.5
62.5°	1065.8	887.4	486.6	353.0	330.6	323.7	332.5	341.3	346.2	349.1	351.0
65°	1021.0	825.9	437.8	329.6	311.1	299.4	310.1	324.7	334.5	335.4	335.4
67.5°	927.3	726.5	386.1	305.2	287.7	276.9	290.6	306.2	317.9	322.8	321.8
70°	785.9	616.3	338.4	279.9	264.3	257.4	272.1	289.6	299.4	303.3	305.2
72.5°	632.9	493.4	296.4	254.5	243.8	239.9	254.5	272.1	285.7	291.6	292.5
75°	492.4	388.1	261.3	228.2	219.4	220.4	236.0	253.5	268.2	271.1	262.3
77.5°	382.2	309.1	228.2	197.0	192.1	198.9	214.5	233.1	241.8	244.8	238.9
80°	276.0	237.0	184.3	155.0	155.0	165.8	179.4	200.9	203.8	199.9	201.8
82.5°	130.7	115.1	90.7	75.1	70.2	78.0	82.9	89.7	97.5	99.5	94.6
85°	17.6	11.7	8.8	9.8	8.8	5.9	3.9	3.9	3.9	2.9	2.9
87.5°	2.9	2.9	2.0	2.0	2.0	2.0	2.0	2.0	1.0	1.0	1.0
90°	0.0	0.0	0.0	0.0	0.0	0.0	0.0	0.0	0.0	0.0	0.0

LM-79-2019: Approved Method: Electrical and Photometric Measurements of Solid-
State Lighting Products

Report Prepared for

Cooper Lighting Solutions

Streetworks

Report Number: SP1-2407-157-6

Test Date: 08/07/2024

Luminaire Tested: MEM2-HTN-SA-40-750-U-5WQ-2

Data in this report applies to families of products including MEM2-HTN-SA-40-750-U-5WQ-2

Test Information

Test Method: LM-79-2019
 Report Number: SP1-2407-157-6
 Test Lab: COOPER LIGHTING SOLUTIONS
 Photometer: SP1 - 76IN SPHERE
 Measurement Geometry: 4π
 Issue Date: 08/20/2024
 Manufacturer: COOPER LIGHTING SOLUTIONS
 Product Line: Streetworks
 Catalog Number: **MEM2-HTN-SA-40-750-U-5WQ-2**
 Description: Epic Modern Light Square 40W 5WQ Optic and Flare Trim

Spectral Parameters

CCT (K): 5094
 CIE u': 0.2082
 CIE v': 0.4867
 Duv: 0.0032
 CIE x: 0.3430
 CIE y: 0.3564
 CIE z: 0.3006
 Peak Wavelength (nm): 451
 Dominant Wavelength (nm): 568
 Purity: 9.86439
 Rf: 73.7
 Rg: 93

CRI (Ra):	72.0		
R1:	68.6	R9:	-39.6
R2:	78.1	R10:	47.6
R3:	84.6	R11:	68.2
R4:	71.6	R12:	41.4
R5:	69.6	R13:	70.4
R6:	69.4	R14:	91.4
R7:	80.9	R15:	61.4
R8:	53.1		



Test Conditions

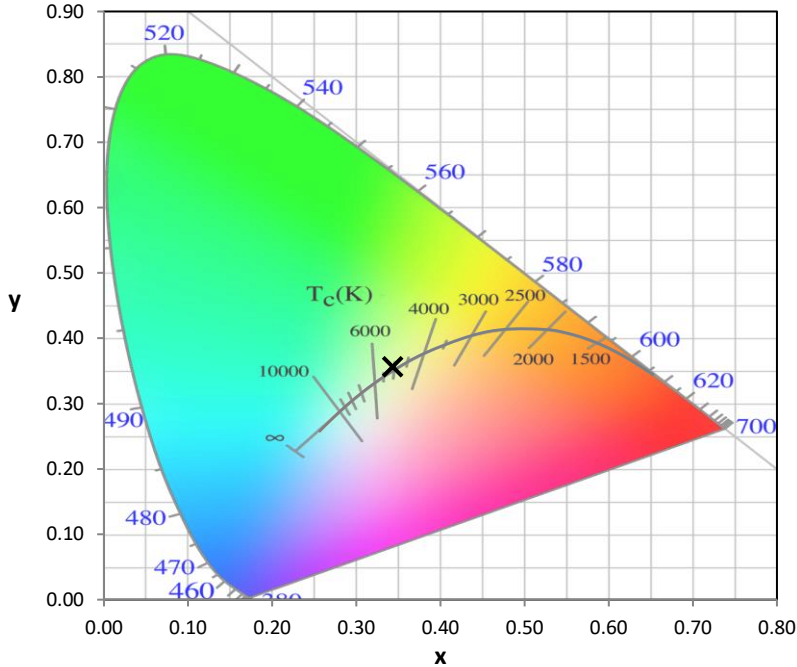
Stabilization Time: 20M
 Operation Time: 1H 20M
 Sphere Temperature (°C): 24.2

REPORT NUMBER: SP1-2407-157-6

Measurement and Test Equipment			
Instrument	Identification Number	Calibration Date	Calibration Due Date
Photometer	IN0058	6/18/2024	12/18/2024
Power Meter	INXT2011004	2/8/2024	2/8/2025
AC Power Source	IN0063	10/24/2023	10/24/2024
DC Power Source	IN0208	10/24/2023	10/24/2024
Sphere Thermometer	IN0085	10/24/2023	10/24/2024
Room Thermometer	IN0046	10/24/2023	10/24/2024

REPORT NUMBER: SP1-2407-157-6

CIE 1931 Chromaticity Diagram



CIE 1931 Chromaticity Diagram with 2017 ANSI 7-Step and 4-Step Quadrangles



Point lies inside the ANSI 5000K 4-step quadrangle

REPORT NUMBER: SP1-2407-157-6

Photopic Flux vs. Wavelength



Photopic Lumens: NR

λ (nm)	Power W [^] /nm	Lumens (φ/nm)	λ (nm)	Power W [^] /nm	Lumens (φ/nm)	λ (nm)	Power W [^] /nm	Lumens (φ/nm)	λ (nm)	Power W [^] /nm	Lumens (φ/nm)	λ (nm)	Power W [^] /nm	Lumens (φ/nm)
360	0	NR	490	114	NR	620	361	NR	750	9	NR	880	0	NR
365	0	NR	495	145	NR	625	326	NR	755	8	NR	885	0	NR
370	0	NR	500	197	NR	630	294	NR	760	7	NR	890	0	NR
375	0	NR	505	259	NR	635	261	NR	765	6	NR	895	0	NR
380	0	NR	510	319	NR	640	232	NR	770	5	NR	900	0	NR
385	0	NR	515	373	NR	645	204	NR	775	4	NR	905	0	NR
390	0	NR	520	414	NR	650	179	NR	780	4	NR	910	0	NR
395	1	NR	525	445	NR	655	157	NR	785	3	NR	915	0	NR
400	3	NR	530	465	NR	660	136	NR	790	3	NR	920	0	NR
405	5	NR	535	482	NR	665	118	NR	795	2	NR	925	0	NR
410	9	NR	540	493	NR	670	102	NR	800	2	NR	930	0	NR
415	18	NR	545	505	NR	675	87	NR	805	2	NR	935	0	NR
420	36	NR	550	515	NR	680	75	NR	810	2	NR	940	0	NR
425	72	NR	555	527	NR	685	65	NR	815	1	NR	945	0	NR
430	134	NR	560	540	NR	690	56	NR	820	1	NR	950	0	NR
435	242	NR	565	550	NR	695	48	NR	825	1	NR	955	0	NR
440	407	NR	570	557	NR	700	41	NR	830	1	NR	960	0	NR
445	684	NR	575	561	NR	705	35	NR	835	1	NR	965	0	NR
450	988	NR	580	559	NR	710	30	NR	840	1	NR	970	0	NR
455	828	NR	585	551	NR	715	26	NR	845	1	NR	975	0	NR
460	473	NR	590	537	NR	720	22	NR	850	1	NR	980	0	NR
465	333	NR	595	516	NR	725	19	NR	855	0	NR	985	0	NR
470	232	NR	600	491	NR	730	16	NR	860	0	NR	990	0	NR
475	146	NR	605	461	NR	735	14	NR	865	0	NR	995	0	NR
480	113	NR	610	429	NR	740	12	NR	870	0	NR	1000	0	NR
485	106	NR	615	395	NR	745	10	NR	875	0	NR			

REPORT NUMBER: SP1-2407-157-6

Scotopic Flux vs. Wavelength



Scotopic Lumens: NR

S/P: 1.81

λ (nm)	Power W [^] /nm	Lumens (φ/nm)	λ (nm)	Power W [^] /nm	Lumens (φ/nm)	λ (nm)	Power W [^] /nm	Lumens (φ/nm)	λ (nm)	Power W [^] /nm	Lumens (φ/nm)	λ (nm)	Power W [^] /nm	Lumens (φ/nm)
360	0	NR	490	114	NR	620	361	NR	750	9	NR	880	0	NR
365	0	NR	495	145	NR	625	326	NR	755	8	NR	885	0	NR
370	0	NR	500	197	NR	630	294	NR	760	7	NR	890	0	NR
375	0	NR	505	259	NR	635	261	NR	765	6	NR	895	0	NR
380	0	NR	510	319	NR	640	232	NR	770	5	NR	900	0	NR
385	0	NR	515	373	NR	645	204	NR	775	4	NR	905	0	NR
390	0	NR	520	414	NR	650	179	NR	780	4	NR	910	0	NR
395	1	NR	525	445	NR	655	157	NR	785	3	NR	915	0	NR
400	3	NR	530	465	NR	660	136	NR	790	3	NR	920	0	NR
405	5	NR	535	482	NR	665	118	NR	795	2	NR	925	0	NR
410	9	NR	540	493	NR	670	102	NR	800	2	NR	930	0	NR
415	18	NR	545	505	NR	675	87	NR	805	2	NR	935	0	NR
420	36	NR	550	515	NR	680	75	NR	810	2	NR	940	0	NR
425	72	NR	555	527	NR	685	65	NR	815	1	NR	945	0	NR
430	134	NR	560	540	NR	690	56	NR	820	1	NR	950	0	NR
435	242	NR	565	550	NR	695	48	NR	825	1	NR	955	0	NR
440	407	NR	570	557	NR	700	41	NR	830	1	NR	960	0	NR
445	684	NR	575	561	NR	705	35	NR	835	1	NR	965	0	NR
450	988	NR	580	559	NR	710	30	NR	840	1	NR	970	0	NR
455	828	NR	585	551	NR	715	26	NR	845	1	NR	975	0	NR
460	473	NR	590	537	NR	720	22	NR	850	1	NR	980	0	NR
465	333	NR	595	516	NR	725	19	NR	855	0	NR	985	0	NR
470	232	NR	600	491	NR	730	16	NR	860	0	NR	990	0	NR
475	146	NR	605	461	NR	735	14	NR	865	0	NR	995	0	NR
480	113	NR	610	429	NR	740	12	NR	870	0	NR	1000	0	NR
485	106	NR	615	395	NR	745	10	NR	875	0	NR			

REPORT NUMBER: SP1-2407-157-6

Melanopic Flux vs. Wavelength



Melanopic Lumens: NR

M/P: 3.73

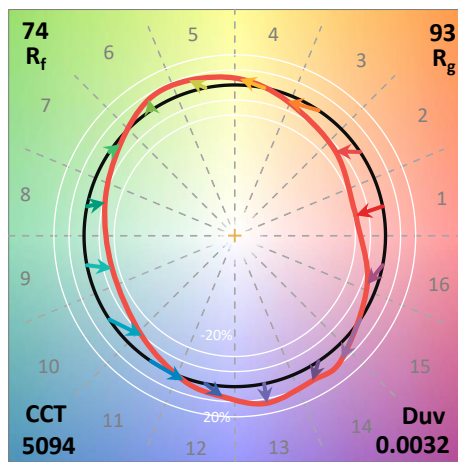
λ (nm)	Power W [^] /nm	Lumens (φ/nm)	λ (nm)	Power W [^] /nm	Lumens (φ/nm)	λ (nm)	Power W [^] /nm	Lumens (φ/nm)	λ (nm)	Power W [^] /nm	Lumens (φ/nm)	λ (nm)	Power W [^] /nm	Lumens (φ/nm)
360	0	NR	490	114	NR	620	361	NR	750	9	NR	880	0	NR
365	0	NR	495	145	NR	625	326	NR	755	8	NR	885	0	NR
370	0	NR	500	197	NR	630	294	NR	760	7	NR	890	0	NR
375	0	NR	505	259	NR	635	261	NR	765	6	NR	895	0	NR
380	0	NR	510	319	NR	640	232	NR	770	5	NR	900	0	NR
385	0	NR	515	373	NR	645	204	NR	775	4	NR	905	0	NR
390	0	NR	520	414	NR	650	179	NR	780	4	NR	910	0	NR
395	1	NR	525	445	NR	655	157	NR	785	3	NR	915	0	NR
400	3	NR	530	465	NR	660	136	NR	790	3	NR	920	0	NR
405	5	NR	535	482	NR	665	118	NR	795	2	NR	925	0	NR
410	9	NR	540	493	NR	670	102	NR	800	2	NR	930	0	NR
415	18	NR	545	505	NR	675	87	NR	805	2	NR	935	0	NR
420	36	NR	550	515	NR	680	75	NR	810	2	NR	940	0	NR
425	72	NR	555	527	NR	685	65	NR	815	1	NR	945	0	NR
430	134	NR	560	540	NR	690	56	NR	820	1	NR	950	0	NR
435	242	NR	565	550	NR	695	48	NR	825	1	NR	955	0	NR
440	407	NR	570	557	NR	700	41	NR	830	1	NR	960	0	NR
445	684	NR	575	561	NR	705	35	NR	835	1	NR	965	0	NR
450	988	NR	580	559	NR	710	30	NR	840	1	NR	970	0	NR
455	828	NR	585	551	NR	715	26	NR	845	1	NR	975	0	NR
460	473	NR	590	537	NR	720	22	NR	850	1	NR	980	0	NR
465	333	NR	595	516	NR	725	19	NR	855	0	NR	985	0	NR
470	232	NR	600	491	NR	730	16	NR	860	0	NR	990	0	NR
475	146	NR	605	461	NR	735	14	NR	865	0	NR	995	0	NR
480	113	NR	610	429	NR	740	12	NR	870	0	NR	1000	0	NR
485	106	NR	615	395	NR	745	10	NR	875	0	NR			

Summary

$R_f = 73.7$
 $R_g = 93$
 $CIE R_a = 72.0$
 $R_9 = -39.6$



Color Vector Graphics

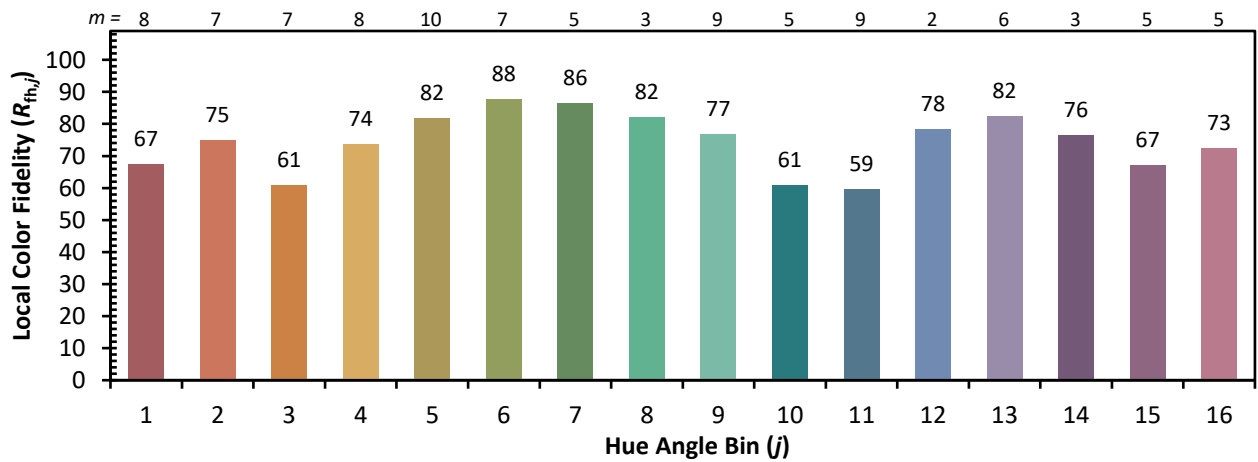


Individual Sample Fidelity Index ($R_{f,i}$)

CES01 = 85	CES26 = 62	CES51 = 90	CES76 = 50
CES02 = 59	CES27 = 88	CES52 = 89	CES77 = 67
CES03 = 30	CES28 = 80	CES53 = 79	CES78 = 53
CES04 = 69	CES29 = 69	CES54 = 84	CES79 = 80
CES05 = 46	CES30 = 88	CES55 = 83	CES80 = 77
CES06 = 50	CES31 = 72	CES56 = 74	CES81 = 78
CES07 = 38	CES32 = 62	CES57 = 73	CES82 = 90
CES08 = 38	CES33 = 82	CES58 = 73	CES83 = 90
CES09 = 29	CES34 = 69	CES59 = 86	CES84 = 85
CES10 = 72	CES35 = 83	CES60 = 88	CES85 = 77
CES11 = 56	CES36 = 87	CES61 = 82	CES86 = 75
CES12 = 61	CES37 = 78	CES62 = 81	CES87 = 76
CES13 = 41	CES38 = 98	CES63 = 73	CES88 = 81
CES14 = 74	CES39 = 96	CES64 = 63	CES89 = 72
CES15 = 70	CES40 = 91	CES65 = 60	CES90 = 80
CES16 = 46	CES41 = 96	CES66 = 56	CES91 = 71
CES17 = 49	CES42 = 79	CES67 = 53	CES92 = 58
CES18 = 55	CES43 = 78	CES68 = 63	CES93 = 74
CES19 = 71	CES44 = 99	CES69 = 72	CES94 = 52
CES20 = 63	CES45 = 86	CES70 = 55	CES95 = 64
CES21 = 85	CES46 = 85	CES71 = 46	CES96 = 76
CES22 = 77	CES47 = 89	CES72 = 82	CES97 = 86
CES23 = 91	CES48 = 80	CES73 = 45	CES98 = 76
CES24 = 90	CES49 = 83	CES74 = 90	CES99 = 62
CES25 = 71	CES50 = 89	CES75 = 48	



Color Rendition by Hue-Angle Bin



Measure Comparisons



(END OF REPORT)